


Multilayer Chip Common Mode Filter– SDMM Series

Operating Temp. : -40°C~+85°C



FEATURES

- Effective for suppressing common mode noise at high frequency
- Excellent solderability characteristics
- Small size & low profile (0.85*0.65*0.40 mm)
- Multilayer type SMD component based on LTCC technology

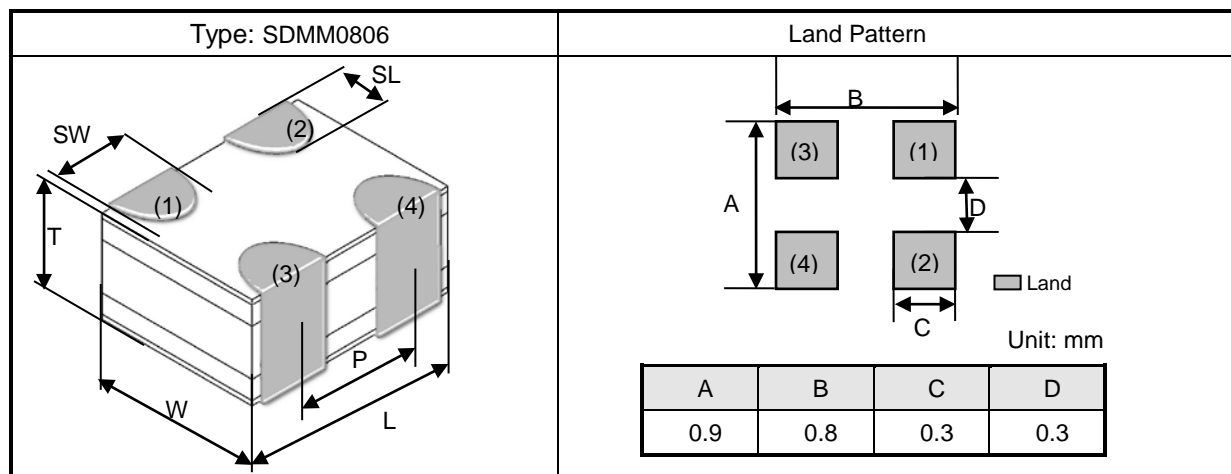
APPLICATIONS

- Common mode noise suppression of high speed differential signal lines, such as MIPI, MHL in mobile phone, tablet PC etc.

PRODUCT IDENTIFICATION

①	②	③	④	⑤	⑥																														
SDMM	0806	H	-2	900	T																														
①	②	③	④	⑤	⑥																														
<table border="1"> <tr><td colspan="2">Type</td></tr> <tr><td>SDMM</td><td>Multilayer Chip Common Mode Filter</td></tr> </table>	Type		SDMM	Multilayer Chip Common Mode Filter	<table border="1"> <tr><td colspan="2">External Dimensions (LxW) (mm)</td></tr> <tr><td>0806</td><td>0.85x0.65</td></tr> </table>	External Dimensions (LxW) (mm)		0806	0.85x0.65	<table border="1"> <tr><td colspan="2">Feature Type</td></tr> <tr><td>H</td><td>For High-Speed Differential Signal Lines</td></tr> <tr><td>U</td><td>For Ultra high speed Differential Signal Lines</td></tr> </table>	Feature Type		H	For High-Speed Differential Signal Lines	U	For Ultra high speed Differential Signal Lines	<table border="1"> <tr><td colspan="2">Number of Lines</td></tr> <tr><td>2</td><td>2 Lines</td></tr> </table>	Number of Lines		2	2 Lines	<table border="1"> <tr><td colspan="2">Common Mode Impedance (Ω)</td></tr> <tr><td>Example</td><td>Nominal Value</td></tr> <tr><td>350</td><td>35</td></tr> <tr><td>900</td><td>90</td></tr> </table>	Common Mode Impedance (Ω)		Example	Nominal Value	350	35	900	90	<table border="1"> <tr><td colspan="2">Packing</td></tr> <tr><td>T</td><td>Tape & Reel</td></tr> </table>	Packing		T	Tape & Reel
Type																																			
SDMM	Multilayer Chip Common Mode Filter																																		
External Dimensions (LxW) (mm)																																			
0806	0.85x0.65																																		
Feature Type																																			
H	For High-Speed Differential Signal Lines																																		
U	For Ultra high speed Differential Signal Lines																																		
Number of Lines																																			
2	2 Lines																																		
Common Mode Impedance (Ω)																																			
Example	Nominal Value																																		
350	35																																		
900	90																																		
Packing																																			
T	Tape & Reel																																		

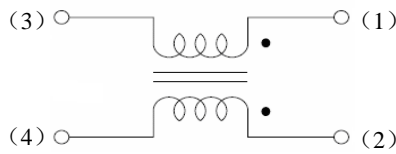
SHAPE, DIMENSIONS AND LAND-PATTERN



Unit: mm [inch]

Type	L	W	T	SL	SW	P
SDMM0806	0.85±0.05 [.033±.002]	0.65±0.05 [.026±.002]	0.40±0.05 [.016±.002]	0.20+0.05/-0.10 [.008+.002/-0.004]	0.27±0.05 [.011±.002]	0.50±0.05 [.020±.002]

EQUIVALENT CIRCUIT



SPECIFICATIONS

SDMM0806H-2_ T Series

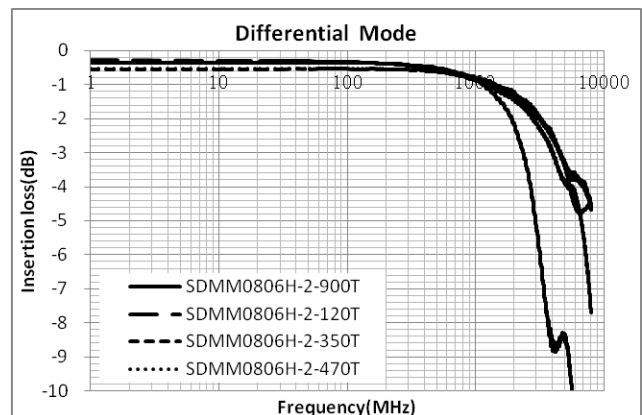
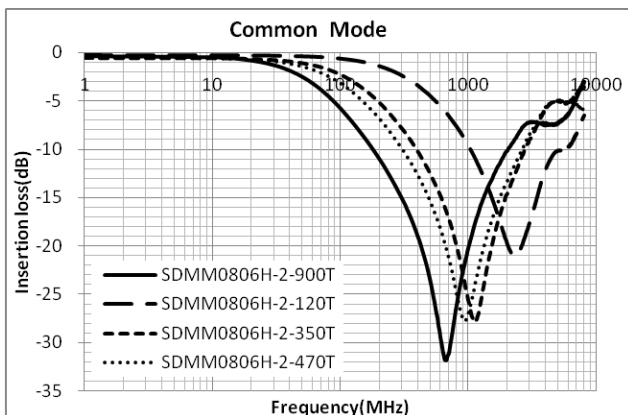
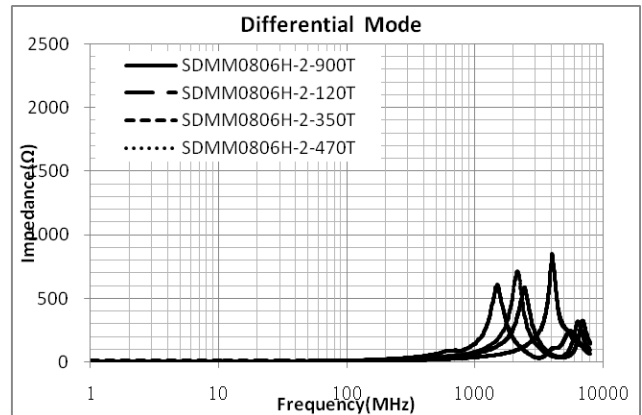
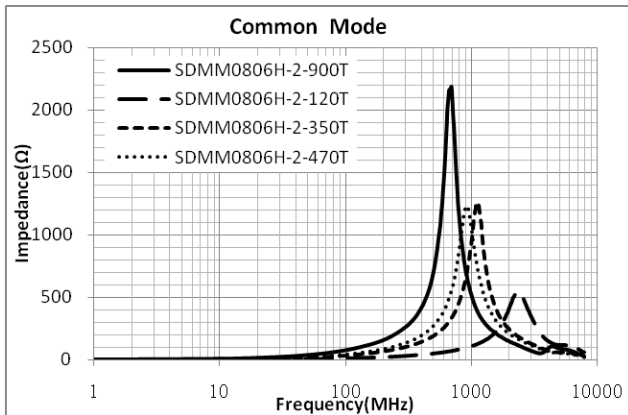
Part Number	Common Mode Impedance @ 100MHz	Max. DC Resistance	Max. Rated Current	Rated Voltage	Withstand Voltage	Min. Insulation Resistance
Units	Ω	Ω	mA	Volts	Volts	M Ω
Symbol	Z	DCR	I _r	V _{DC}	V _P	IR
SDMM0806H-2-120T	12±5	2.5	130	5	12.5	100
SDMM0806H-2-350T	35±20%	3.0	100	5	12.5	100
SDMM0806H-2-470T	47±20%	3.5	100	5	12.5	100
SDMM0806H-2-900T	90±20%	4.0	100	5	12.5	100

SDMM0806U-2_ T Series

Part Number	Common Mode Impedance @ 100MHz	Max. DC Resistance	Max. Rated Current	Rated Voltage	Min. Insulation Resistance	Cutoff Frequency (typ.)
Units	Ω	Ω	mA	Volts	M Ω	GHz
Symbol	Z	DCR	I _r	V _{DC}	IR	f ₀
SDMM0806U-2-350TB01	35±20%	3.5	100	5	100	>6
SDMM0806U-2-900TB01	90±20%	4.5	100	5	100	3.5

ELECTRICAL CHARACTERISTICS

SDMM0806H-2_ T Series



ELECTRICAL CHARACTERISTICS

SDMM0806U-2-_T Series

